

May 2018

The SAT[®]

Question-and-Answer Service Student Guide



Ideas for using the QAS report



The answer key for the test you took



Instructions for scoring your test



NOT FOR REPRODUCTION OR RESALE.

Answer Key – Determine Raw Scores

Reading Test Answers

Question #	Correct Answer
1	D
2	B
3	A
4	D
5	D
6	B
7	A
8	A
9	C
10	A
11	B
12	C
13	A

Question #	Correct Answer
14	B
15	B
16	C
17	D
18	B
19	C
20	B
21	C
22	D
23	C
24	A
25	C
26	A

Question #	Correct Answer
27	C
28	C
29	D
30	B
31	A
32	C
33	D
34	B
35	D
36	B
37	D
38	D
39	A

Question #	Correct Answer
40	D
41	D
42	D
43	C
44	A
45	C
46	A
47	D
48	B
49	C
50	A
51	D
52	C

Reading Test Raw Score
(Number of Correct Answers)

Writing and Language Test Answers

Question #	Correct Answer
1	D
2	B
3	C
4	B
5	A
6	D
7	B
8	B
9	D
10	A
11	B

Question #	Correct Answer
12	A
13	D
14	C
15	B
16	D
17	D
18	B
19	C
20	D
21	D
22	C

Question #	Correct Answer
23	B
24	D
25	A
26	D
27	D
28	A
29	B
30	B
31	C
32	D
33	A

Question #	Correct Answer
34	D
35	C
36	B
37	B
38	A
39	C
40	C
41	A
42	B
43	C
44	A

Writing and Language Test Raw Score
(Number of Correct Answers)

“U” indicates a question that did not perform as expected and has been removed from scoring.

Answer Key – Determine Raw Scores (continued)

Math Test – No Calculator Answers

Question #	Correct Answer	Question #	Correct Answer	Question #	Correct Answer	Question #	Correct Answer
1	C	5	A	9	C	13	A
2	D	6	A	10	A	14	B
3	B	7	B	11	D	15	D
4	D	8	C	12	A		

Question #	Correct Answer
16	5/2,2.5
17	1/2,.5
18	8.5,17/2
19	5/13,.384,.385
20	78

Math Test – No Calculator Raw Score
(Number of Correct Answers)

Math Test – Calculator Answers

Question #	Correct Answer	Question #	Correct Answer	Question #	Correct Answer	Question #	Correct Answer
1	D	9	C	17	C	25	B
2	C	10	B	18	D	26	C
3	C	11	A	19	A	27	C
4	A	12	B	20	D	28	B
5	B	13	D	21	B	29	D
6	B	14	C	22	B	30	D
7	C	15	A	23	C		
8	A	16	B	24	A		

Question #	Correct Answer
31	11
32	4
33	125
34	1.7,17/10
35	44/7,6.28,6.29
36	8
37	9
38	7/30,.233

Math Test – Calculator Raw Score
(Number of Correct Answers)

“U” indicates a question that did not perform as expected and has been removed from scoring.

Cross-Test Scores Tables – Determine Cross-Test Raw Scores

Y = Counts toward Cross-Test score. On your QAS report, look up every question marked "Y" below to see if you answered it correctly. If so, check off the box for that question below.

Analysis in History/Social Studies (HSS)			
Reading	Writing and Language	Math Test - Calculator	Math Test - No Calculator
1	1 Y <input type="checkbox"/>	1	1
2	2	2	2
3	3 Y <input type="checkbox"/>	3	3
4	4 Y <input type="checkbox"/>	4	4
5	5	5 Y <input type="checkbox"/>	5
6	6 Y <input type="checkbox"/>	6	6
7	7	7	7
8	8 Y <input type="checkbox"/>	8	8
9	9	9	9
10	10	10	10 Y <input type="checkbox"/>
11 Y <input type="checkbox"/>	11 Y <input type="checkbox"/>	11	11
12 Y <input type="checkbox"/>	12	12	12
13 Y <input type="checkbox"/>	13	13	13
14 Y <input type="checkbox"/>	14	14	14
15 Y <input type="checkbox"/>	15	15	15
16 Y <input type="checkbox"/>	16	16 Y <input type="checkbox"/>	16
17 Y <input type="checkbox"/>	17	17	17
18 Y <input type="checkbox"/>	18	18	18
19 Y <input type="checkbox"/>	19	19	19
20 Y <input type="checkbox"/>	20	20 Y <input type="checkbox"/>	20
21	21	21 Y <input type="checkbox"/>	21
22	22	22 Y <input type="checkbox"/>	22
23	23	23 Y <input type="checkbox"/>	23
24	24	24	24
25	25	25 Y <input type="checkbox"/>	25
26	26	26	26
27	27	27	27
28	28	28	28
29	29	29	29
30	30	30	30
31 Y <input type="checkbox"/>	31	31	31
32 Y <input type="checkbox"/>	32	32	32
33 Y <input type="checkbox"/>	33	33	33
34 Y <input type="checkbox"/>	34	34	34
35 Y <input type="checkbox"/>	35	35	35
36 Y <input type="checkbox"/>	36	36	36
37 Y <input type="checkbox"/>	37	37	37
38 Y <input type="checkbox"/>	38	38	38
39 Y <input type="checkbox"/>	39		
40 Y <input type="checkbox"/>	40		
41 Y <input type="checkbox"/>	41		
42	42		
43	43		
44	44		
45			
46			
47			
48			
49			
50			
51			
52			

HSS Raw Score

Analysis in Science (SCI)			
Reading	Writing and Language	Math Test - Calculator	Math Test - No Calculator
1	1	1	1
2	2	2	2
3	3	3	3
4	4	4	4
5	5	5	5
6	6	6	6
7	7	7	7
8	8	8	8
9	9	9	9
10	10	10	10
11	11	11	11
12	12	12	12
13	13	13 Y <input type="checkbox"/>	13 Y <input type="checkbox"/>
14	14	14 Y <input type="checkbox"/>	14
15	15	15 Y <input type="checkbox"/>	15
16	16	16	16
17	17	17	17
18	18	18	18
19	19	19	19
20	20	20	20
21 Y <input type="checkbox"/>	21	21	21
22 Y <input type="checkbox"/>	22	22	22
23 Y <input type="checkbox"/>	23 Y <input type="checkbox"/>	23	23
24 Y <input type="checkbox"/>	24	24	24
25 Y <input type="checkbox"/>	25	25	25
26 Y <input type="checkbox"/>	26 Y <input type="checkbox"/>	26	26
27 Y <input type="checkbox"/>	27 Y <input type="checkbox"/>	27 Y <input type="checkbox"/>	27
28 Y <input type="checkbox"/>	28 Y <input type="checkbox"/>	28	28
29 Y <input type="checkbox"/>	29 Y <input type="checkbox"/>	29 Y <input type="checkbox"/>	29
30 Y <input type="checkbox"/>	30	30	30
31	31	31	31
32	32	32	32
33	33 Y <input type="checkbox"/>	33	33
34	34	34	34
35	35	35	35
36	36	36	36
37	37	37 Y <input type="checkbox"/>	37
38	38	38 Y <input type="checkbox"/>	38
39	39		
40	40		
41	41		
42 Y <input type="checkbox"/>	42		
43 Y <input type="checkbox"/>	43		
44 Y <input type="checkbox"/>	44		
45 Y <input type="checkbox"/>			
46 Y <input type="checkbox"/>			
47 Y <input type="checkbox"/>			
48 Y <input type="checkbox"/>			
49 Y <input type="checkbox"/>			
50 Y <input type="checkbox"/>			
51 Y <input type="checkbox"/>			
52 Y <input type="checkbox"/>			

SCI Raw Score

Subscores Tables – Determine Subscore Raw Scores

Y = Counts toward subscore. On your QAS report, look up every question marked "Y" to see if you answered it correctly. If so, check off the box for that question.

Command of Evidence (COE)	
Reading	Writing and Language
1	1
2	2
3	3
4	4
5	5
6	6
7	7
8	8
9	9
10	10
11	11
12	12
13	13
14	14
15	15
16	16
17	17
18	18
19	19
20	20
21	21
22	22
23	23
24	24
25	25
26	26
27	27
28	28
29	29
30	30
31	31
32	32
33	33
34	34
35	35
36	36
37	37
38	38
39	39
40	40
41	41
42	42
43	43
44	44
45	
46	
47	
48	
49	
50	
51	
52	52

COE Raw Score

Expression of Ideas (EOI)	
Reading	Writing and Language
1	1
2	2
3	3
4	4
5	5
6	6
7	7
8	8
9	9
10	10
11	11
12	12
13	13
14	14
15	15
16	16
17	17
18	18
19	19
20	20
21	21
22	22
23	23
24	24
25	25
26	26
27	27
28	28
29	29
30	30
31	31
32	32
33	33
34	34
35	35
36	36
37	37
38	38
39	39
40	40
41	41
42	42
43	43
44	44
45	
46	
47	
48	
49	
50	
51	
52	52

EOI Raw Score

Words in Context (WIC)	
Reading	Writing and Language
1	1
2	2
3	3
4	4
5	5
6	6
7	7
8	8
9	9
10	10
11	11
12	12
13	13
14	14
15	15
16	16
17	17
18	18
19	19
20	20
21	21
22	22
23	23
24	24
25	25
26	26
27	27
28	28
29	29
30	30
31	31
32	32
33	33
34	34
35	35
36	36
37	37
38	38
39	39
40	40
41	41
42	42
43	43
44	44
45	45
46	46
47	47
48	48
49	49
50	50
51	51
52	52

WIC Raw Score

Standard English Conventions (SEC)	
Reading	Writing and Language
1	1
2	2
3	3
4	4
5	5
6	6
7	7
8	8
9	9
10	10
11	11
12	12
13	13
14	14
15	15
16	16
17	17
18	18
19	19
20	20
21	21
22	22
23	23
24	24
25	25
26	26
27	27
28	28
29	29
30	30
31	31
32	32
33	33
34	34
35	35
36	36
37	37
38	38
39	39
40	40
41	41
42	42
43	43
44	44
45	
46	
47	
48	
49	
50	
51	
52	52

SEC Raw Score

Subscores Tables – Determine Subscore Raw Scores (continued)

Y = Counts toward Subscore. On your QAS report, look up every question marked "Y" to see if you answered it correctly. If so, check off the box for that question.

Heart of Algebra (HOA)	
Math Test – Calculator	Math Test – No Calculator
1	1 Y <input type="checkbox"/>
2	2
3 Y <input type="checkbox"/>	3 Y <input type="checkbox"/>
4 Y <input type="checkbox"/>	4 Y <input type="checkbox"/>
5 Y <input type="checkbox"/>	5
6	6 Y <input type="checkbox"/>
7	7
8 Y <input type="checkbox"/>	8
9	9
10	10
11 Y <input type="checkbox"/>	11
12	12
13 Y <input type="checkbox"/>	13 Y <input type="checkbox"/>
14	14 Y <input type="checkbox"/>
15 Y <input type="checkbox"/>	15
16	16 Y <input type="checkbox"/>
17 Y <input type="checkbox"/>	17 Y <input type="checkbox"/>
18	18
19	19
20	20
21	
22	
23	
24	
25	
26	
27	
28 Y <input type="checkbox"/>	
29	
30	
31	
32	
33 Y <input type="checkbox"/>	
34	
35 Y <input type="checkbox"/>	
36	
37	
38	

Problem Solving and Data Analysis (PSD)	
Math Test – Calculator	Math Test – No Calculator
1 Y <input type="checkbox"/>	1
2	2
3	3
4	4
5	5
6	6
7 Y <input type="checkbox"/>	7
8	8
9 Y <input type="checkbox"/>	9
10	10
11	11
12	12
13	13
14 Y <input type="checkbox"/>	14
15	15
16 Y <input type="checkbox"/>	16
17	17
18	18
19 Y <input type="checkbox"/>	19
20 Y <input type="checkbox"/>	20
21 Y <input type="checkbox"/>	
22 Y <input type="checkbox"/>	
23 Y <input type="checkbox"/>	
24	
25 Y <input type="checkbox"/>	
26	
27 Y <input type="checkbox"/>	
28	
29 Y <input type="checkbox"/>	
30	
31 Y <input type="checkbox"/>	
32	
33	
34 Y <input type="checkbox"/>	
35	
36	
37 Y <input type="checkbox"/>	
38 Y <input type="checkbox"/>	

Passport to Advanced Math (PAM)	
Math Test – Calculator	Math Test – No Calculator
1	1
2 Y <input type="checkbox"/>	2 Y <input type="checkbox"/>
3	3
4	4
5	5 Y <input type="checkbox"/>
6	6
7	7 Y <input type="checkbox"/>
8	8 Y <input type="checkbox"/>
9	9 Y <input type="checkbox"/>
10 Y <input type="checkbox"/>	10 Y <input type="checkbox"/>
11	11 Y <input type="checkbox"/>
12	12 Y <input type="checkbox"/>
13	13
14	14
15	15
16	16
17	17
18 Y <input type="checkbox"/>	18 Y <input type="checkbox"/>
19	19
20	20
21	
22	
23	
24 Y <input type="checkbox"/>	
25	
26 Y <input type="checkbox"/>	
27	
28	
29	
30 Y <input type="checkbox"/>	
31	
32 Y <input type="checkbox"/>	
33	
34	
35	
36	
37	
38	

HOA Raw Score

PSD Raw Score

PAM Raw Score

CONVERSION TABLES

Raw Score Conversion – Section and Test Scores

Section and Test Scores

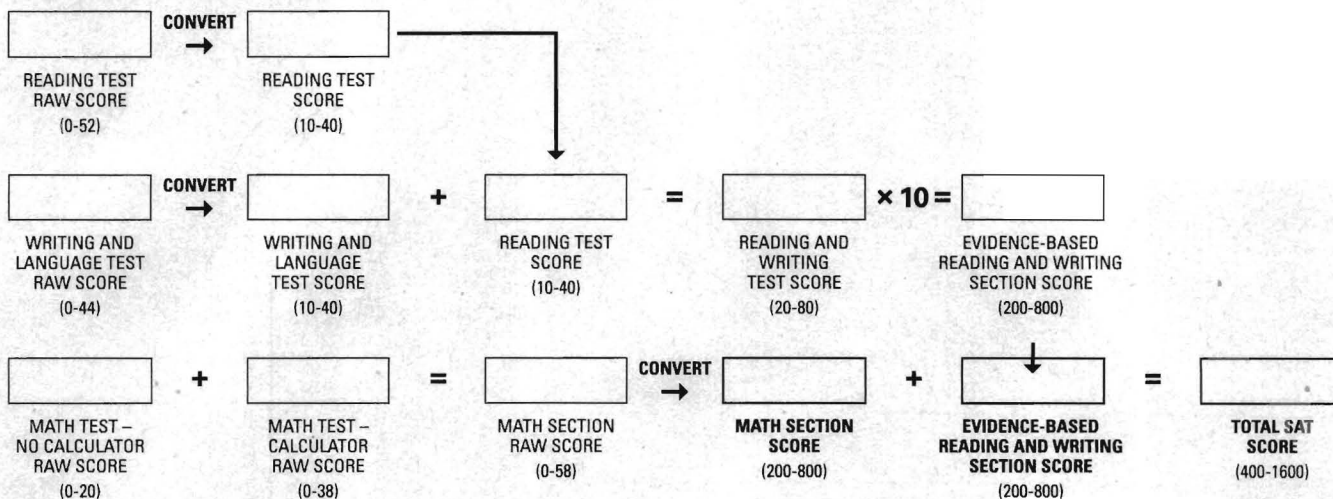
RAW SCORE CONVERSION TABLE 1

Raw Score (# of correct answers)	Math Section Score	Reading Test Score	Writing and Language Test Score
0	200	10	10
1	210	10	10
2	220	10	10
3	230	11	11
4	250	12	12
5	260	13	13
6	280	13	14
7	290	14	15
8	310	15	16
9	320	16	17
10	330	17	17
11	340	17	18
12	350	18	19
13	360	18	20
14	370	19	20
15	380	20	21
16	390	20	21
17	400	21	22
18	420	21	23
19	430	22	23
20	440	23	24
21	440	23	24
22	450	24	25
23	460	24	25
24	470	25	26
25	480	25	27
26	490	26	27
27	500	27	28
28	510	27	28
29	520	28	29

Raw Score (# of correct answers)	Math Section Score	Reading Test Score	Writing and Language Test Score
30	520	28	29
31	530	29	30
32	540	29	31
33	550	30	31
34	560	30	32
35	570	31	33
36	580	31	33
37	590	32	34
38	590	32	35
39	600	33	35
40	610	33	36
41	620	34	37
42	630	34	39
43	640	35	39
44	650	35	40
45	660	36	
46	670	37	
47	680	37	
48	680	38	
49	690	39	
50	700	39	
51	710	40	
52	730	40	
53	740		
54	760		
55	770		
56	790		
57	800		
58	800		

Section and Test Scores

CONVERSION EQUATION 1



Raw Score Conversion – Cross-Test Scores

Cross-Test Scores

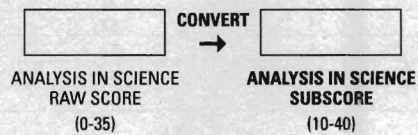
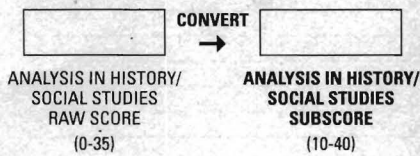
RAW SCORE CONVERSION | TABLE 2

Raw Score (# of correct answers)	Analysis in History/Social Studies Cross-Test Score	Analysis in Science Cross-Test Score
0	10	10
1	10	11
2	10	13
3	11	14
4	13	15
5	14	16
6	15	17
7	16	18
8	17	19
9	18	20
10	19	21
11	20	21
12	21	22
13	22	23
14	23	24
15	24	24
16	25	25
17	26	26

Raw Score (# of correct answers)	Analysis in History/Social Studies Cross-Test Score	Analysis in Science Cross-Test Score
18	27	27
19	27	27
20	28	28
21	29	29
22	29	30
23	30	30
24	31	31
25	31	32
26	32	32
27	33	33
28	34	34
29	34	35
30	35	36
31	36	36
32	37	37
33	38	38
34	39	39
35	40	40

Cross-Test Scores

CONVERSION EQUATION 2



Raw Score Conversion – Subscores

Subscores

RAW SCORE CONVERSION TABLE 3

Raw Score (# of correct answers)	Expression of Ideas	Standard English Conventions	Heart of Algebra	Problem Solving and Data Analysis	Passport to Advanced Math	Words in Context	Command of Evidence
0	1	1	1	1	1	1	1
1	1	1	2	1	2	1	3
2	2	1	3	1	3	1	4
3	3	2	4	2	4	2	5
4	4	3	4	3	5	3	6
5	5	3	5	5	6	4	6
6	5	4	6	6	7	5	7
7	6	5	7	7	8	6	7
8	7	5	7	7	9	7	8
9	7	6	8	8	10	7	9
10	8	7	8	9	10	8	9
11	8	8	9	10	11	9	10
12	9	8	9	11	12	10	10
13	9	9	10	11	13	11	11
14	10	10	11	12	14	11	12
15	10	11	11	13	15	12	13
16	11	11	12	14	15	13	14
17	11	12	13	15		14	15
18	11	13	14			15	15
19	12	14	15				
20	13	15					
21	13						
22	14						
23	15						
24	15						

Subscores

CONVERSION EQUATION 3

